

NIHAR INFO GLOBAL LTD.

An e-commerce company

CIN: L67120AP1995PLC019200



An e-commerce company™

Nihar House, Plot No.34,
Ganesh Nagar, West Marredpally,
Secunderabad - 500 026, Telangana, INDIA
email : bsn@niharinfo.com
www.niharinfo.com.
Ph. : 91-40-27705389, 27705390
Fax : 91-40-27807267

10.10.2015

To
General Manager
Department of Corporate Services
Bombay Stock Exchange limited
1st Floor New Trading Ring
Dalal Street
Mumbai - 400 001



Dear Sir

Sub: Share Holding Pattern for the Quarter ended 30.09.2015
Ref: Scrip Code – 531083

With reference to the above, please find enclosed **Share Holding Pattern** for the Quarter ended 30.09.2015.

This is for your information and records.

For Nihar Info Global Limited



B.S.N Suryanarayana
Managing Director
(DIN: 01499145)

Our Portals:

NiharOnline.com

Sarasam.in

eCards4u.in

HumorBox.in

HaasParihaas.in

RailStar.in

ITDukaan.com

GoldnSilver.in

AnyService.in

BanyanStore.com

SmartMelody.in

CineScope.in

Makeadeal.in

Name of the Company :NIHAR INFO GLOBAL LIMITED

Scrip Code:531083		NIHAR INFO GLOBAL LIMITED		EQUITY
Quarter Ended: SEP'2015				
Partly Paid-up Shares:	No.of Partly Paid-up Shares:	As a % of total No. of partly paid-up Shares	As a % of total No. of shares of the company	
Held by promoter/promoter group	0	0		0
Held by Public	0	0		0
TOTAL:	0	0		0
Outstanding Convertible Securites:	No. of outstanding Securities	As a % of total No. of outstanding convertible securities	As a % of total No. of shares of the company, assuming full conversion of the convertible securities	
Held by promoter/promoter group	0	0		0
Held by Public	0	0		0
TOTAL:	0	0		0
Warrants:	No. of Warrants	As a % of total No. of Warrants	As a % of total No. of shares of the company, assuming full conversion of warrants	
Held by promoter/promoter group	0	0		0
Held by Public	0	0		0
TOTAL:	0	0		0
Total paid-up capital of the company, assuming full conversion of warrants and convertible securities	5000000			

For Nihar Info Global Limited


 Managing Director

Table I (a) - Statement Showing Share Holding Pattern

Category code	Category of Shareholder	Number of Shareholders	Total Number of shares	Number of shares held in dematerialised form	Total shareholding as a percentage of total number of shares		Shares pledged or otherwise encumbered	
					As a Percentage of (A+B)1	As a Percentage of (A+B+C)	Number of Shares	As a percentage
(I)	(II)	(III)	(IV)	(V)	(VI)	(VII)	(VII)	(IX)=(VIII)/(IV)*100
	Shareholding of Promoter and Promoter Group							
1	Indian							
	Individuals/Hindu Undivided Family	4	1602916	1602916	32.06	32.06	4445	0.28
	Central Government/State Government(s)	0	0	0	0	0	0	0
	Bodies Corporate	2	1647403	1647403	32.95	32.95	0	0
	Financial Institutions/Banks	0	0	0	0	0	0	0
	Any Others(Specify)	0	0	0	0	0	0	0
	Mutual Funds	0	0	0	0	0	0	0
	Trusts	0	0	0	0	0	0	0
	Sub Total (A)(1)	6	3250319	3250319	65.01	65.01	4445	0.14
2	Foreign							
	Individuals (Non Resident Indians/Foreign Indians)	0	0	0	0	0	0	0
	Bodies Corporate	0	0	0	0	0	0	0
	Institutions	0	0	0	0	0	0	0
	Qualified Foreign Investor	0	0	0	0	0	0	0
	Any Others(Specify)							
	Overseas Corporate Bodies	0	0	0	0	0	0	0
		0	0	0	0	0	0	0
	Sub Total (A)(2)	0	0	0	0	0	0	0
	Total Shareholding of Promoter and Promoter Group (A)=(A)(1)+(A)(2)	6	3250319	3250319	65.01	65.01	4445	0.14
	Public Shareholding							
1	Institutions							
	Mutual Funds/UTI	0	0	0	0	0	0	0
	Financial Institutions/Banks	0	0	0	0	0	0	0
	Central Government/State Government(s)	0	0	0	0	0	0	0
	Venture Capital Funds	0	0	0	0	0	0	0
	Insurance Companies	0	0	0	0	0	0	0
	Foreign Institutional Investors	0	0	0	0	0	0	0
	Foreign Venture Capital Investors	0	0	0	0	0	0	0
	Qualified Foreign Investor	0	0	0	0	0	0	0
	Any Others(Specify)							
	Foreign Companies	0	0	0	0	0	0	0
		0	0	0	0	0	0	0
	Sub Total (B)(1)	0	0	0	0	0	0	0

B2.	Non-Institutions								
(a)	Bodies Corporate	70	636467	636312	12.73	12.73	0	0	
(b)	Individuals								
(I)	Individual shareholders holding nominal share capital upto Rs.1 lakh	2825	601301	570583	12.03	12.03	0	0	
(II)	Individual shareholders holding nominal share capital in excess of Rs.1 lakh	11	451456	451456	9.03	9.03	0	0	
(c)	Qualified Foreign Investor	0	0	0	0	0	0	0	
(d)	Any Others(Specify)								
(d-i)	Non Resident Indians	5	16202	16202	0.32	0.32	0	0	
(d-ii)	Overseas Corporate Bodies	0	0	0	0	0	0	0	
(d-iii)	Trusts	0	0	0	0	0	0	0	
(d-iv)	Employees	0	0	0	0	0	0	0	
(d-v)	Clearing Members	19	44255	44255	0.89	0.89	0	0	
(d-vi)	Foreign Nationals	0	0	0	0	0	0	0	
(d-vii)	Foreign Portfolio Investor (Individuals)	0	0	0	0	0	0	0	
(d-viii)	Foreign Portfolio Investor (Corporate)	0	0	0	0	0	0	0	
	Sub Total (B)(2)	2930	1749681	1718808	34.99	34.99	0	0	
	Total Public Shareholding (B)=(B)(1)+(B)(2)	2930	1749681	1718808	34.99	34.99	0	0	
	Total (A)+(B)	2936	5000000	4969127	100	100	4445	0.09	
(C)	Shares held by Custodians and against Depository Receipts have been issued								
1	Shareholding of Promoter and Promoter Group	0	0	0	0	0	0	0	
2	Public Shareholding	0	0	0	0	0	0	0	
	Grand Total (A)+(B)+(C)	2936	5000000	4969127	100	100	4445	0.09	

For Nihar Info Global Limited


Ram Kumar

Managing Director

(I)(b) Statement showing holding of securities (including shares, warrants, convertible securities) of persons belonging to the category "Promoter and Promoter Group"

Sr No	Name of the Shareholders	Details of Shares held		Encumbered shares(*)			Details of warrants		Details of convertible securities		Total shares (including underlying shares assuming full conversion of warrants and convertible securities) as a % of diluted share capital
		Number of Shares	As a % of grand Total (A)+(B)+(C)	Number	As a Percentage (V)/III*100	As a % of grand total (A)+(B)+(C) of sub-clause (I)(a)	Number of warrants held	As a % total number of warrants of the same class	Number of Convertible securities held	As a % total number of securities of the same class	
(I)	(II)	(III)	(IV)	(V)	(VI)= (V)/III*100	(VII)	(VIII)	(IX)	(X)	(XI)	(XII)
1	NIHAR STOCKS LIMITED	1259403	25.19	0	0	0	0	0	0	0	25.19
2	B.S.N. SURYANARAYANA	725425	14.51	4445	0.61	0.09	0	0	0	0	14.51
3	BODA NITHISHA	466050	9.32	0	0	0	0	0	0	0	9.32
4	DIVYESH NIHAR BODA	411394	8.23	0	0	0	0	0	0	0	8.23
5	BSN CORPORATE ADVISORY SERVICES PRIVATE LIMITED	388000	7.76	0	0	0	0	0	0	0	7.76
6	BODA VIJAYA LAXMI	47	0	0	0	0	0	0	0	0	0
	Total:	3250319	65.01	4445	0.14	0.09	0	0	0	0	65.01

(*) The term "encumbrance" has the same meaning as assigned to it in regulation 28(3) of the SAST Regulations, 2011.

For  Nihar Info Global Limited

Managing Director

(I) (C) (i) Statement showing holding of securities (including shares, warrants, convertible securities) of persons belonging to the category "Public" and holding more than 1% of the total number of shares

Sr No	Name of the Shareholders	Number of Shares held	Shares as a percentage of total number of shares(i.e., Grand Total (A)+(B)+(C) indicated in Statement at para (I)(a) above)	Details of warrants		Details of convertible securities		Total shares (including underlying shares assuming full conversion of warrants and convertible securities) as a % of diluted share capital
				Number of warrants held	As a % total number of warrants of the same class	Number of Convertible securities held	As a % total number of securities of the same class	
1	APR INVESTMENTS AND LEASING PVT LTD	231045	4.62	0	0	0	0	4.62
2	DURGA KALIKI PAKALAPATI	100000	2	0	0	0	0	2
3	K KUMAR RAJA PROJECTS PVT LTD	100000	2	0	0	0	0	2
4	ANANTHA LAKSHMI YENIGALLA	89756	1.8	0	0	0	0	1.8
5	PAMIDI RSB BUILD TECH PRIVATE LIMITED	87846	1.76	0	0	0	0	1.76
6	NIHAR INFO GLOBAL LIMITED UNCLAIMED SUSPENSE ACCOUNT	76361	1.53	0	0	0	0	1.53
7	SUDARSHAN SRINIVASAN	55429	1.11	0	0	0	0	1.11
8	M V R SASTRY	53500	1.07	0	0	0	0	1.07
	Total:	793937	15.89	0	0	0	0	15.89

For Nihar Info Global Limited

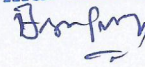
B. Indu

Managing Director

(I)(d) Statement showing details of locked-in shares

Sr No	Name of the Shareholders	Number of Shares	Shares as a percentage of total number of shares(I.e., Grand Total (A)+(B)+(C) indicated in Statement at para (I)(a) above)	Promoter / Promoter Group / Public
	Total:	0	0	

For Nihar Info Global Limited




Managing Director

(II)(a) Statement showing details of Depository Receipts (DRs)

Sr No	Type of outstanding DR (ADRs, GDRs, SDRs, etc.)	Number of outstanding DRs	Number of Shares underlying outstanding DRs	Shares underlying outstanding DRs as a percentage of total number of shares(I.e., Grand Total (A)+(B)+(C) indicated in Statement at para (I)(a) above)
	Total:	0	0	0

For Nihar Info Global Limited



Managing Director

(II)(b) Statement showing holding of Depository Receipts (DRs), where underlying shares held by 'promoter/promoter group' are in excess of 1% of the total number

Sr No	Name of the DR Holder	Type of outstanding DR (ADRs, GDRs, SDRs, etc.)	Number of Shares underlying outstanding DRs	Shares underlying outstanding DRs as a percentage of total number of shares (i.e., Grand Total (A)+(B)+(C) indicated in Statement at para (I)(a) above)
	Total:			

For Nihar Info Global Limited

Ramkrishna
Managing Director

(III) (a) Statement showing the voting pattern of shareholders if more than one class of shares/securities is issued by the issuer. Give description of voting rights for each class of security

Class X: Equity

Class Y: Not Applicable

Class Z: Not Applicable

Category code	Category of Shareholder	Number of Voting Rights held in each class of securities			Total Voting Rights (III+IV+V) (VI)	Total Voting Rights i.e. (VI)	
		Class X (III)	Class Y (IV)	Class Z (V)		As a percentage of (A+B) (VII)	As a percentage of of (A+B+C) (VIII)
(I)	(II)						
(A)	Shareholding of Promoter and Promoter Group						
1	Indian						
(a)	Individuals/Hindu Undivided Family	1602916	0	0	1602916	32.06	32.06
(b)	Central Government/State Government(s)	0	0	0	0	0	0
(c)	Bodies Corporate	1647403	0	0	1647403	32.95	32.95
(d)	Financial Institutions/Banks	0	0	0	0	0	0
(e)	Any Others(Specify)	0	0	0	0	0	0
(e-i)	Mutual Funds	0	0	0	0	0	0
(e-ii)	Trusts	0	0	0	0	0	0
	Sub Total (A)(1)	3250319	0	0	3250319	65.01	65.01
2	Foreign						
(a)	Individuals (Non Resident Indians/Foreign Individuals)	0	0	0	0	0	0
(b)	Bodies Corporate	0	0	0	0	0	0
(c)	Institutions	0	0	0	0	0	0
(d)	Qualified Foreign Investor	0	0	0	0	0	0
(e)	Any Others(Specify)	0	0	0	0	0	0
(e-i)	Overseas Corporate Bodies	0	0	0	0	0	0
(e-ii)		0	0	0	0	0	0
	Sub Total (A)(2)	0	0	0	0	0	0
	Total Shareholding of Promoter and Promoter Group (A)=(A)(1)+(A)(2)	3250319	0	0	3250319	65.01	65.01
(B)	Public Shareholding						
1	Institutions						
(a)	Mutual Funds/UTI	0	0	0	0	0	0
(b)	Financial Institutions/Banks	0	0	0	0	0	0
(c)	Central Government/State Government(s)	0	0	0	0	0	0
(d)	Venture Capital Funds	0	0	0	0	0	0
(e)	Insurance Companies	0	0	0	0	0	0
(f)	Foreign Institutional Investors	0	0	0	0	0	0
(g)	Foreign Venture Capital Investors	0	0	0	0	0	0
(h)	Qualified Foreign Investor	0	0	0	0	0	0
(i)	Any Others(Specify)	0	0	0	0	0	0
(i-i)	Foreign Companies	0	0	0	0	0	0
(i-ii)		0	0	0	0	0	0
	Sub Total (B)(1)	0	0	0	0	0	0
B2	Non-Institutions						

NIG Patt 20150930

For Nihar Info Global Limited

Hansraj

M...

(a)	Bodies Corporate	636467	0	0	636467	12.73	12.73
(b)	Individuals						
(I)	Individual shareholders holding nominal share capital upto Rs.1 lakh	601301	0	0	601301	12.03	12.03
(II)	Individual shareholders holding nominal share capital in excess of Rs.1 lakh	451456	0	0	451456	9.03	9.03
(c)	Qualified Foreign Investor	0	0	0	0	0	0
(d)	Any Others(Specify)						
(d-i)	Non Resident Indians	16202	0	0	16202	0.32	0.32
(d-ii)	Overseas Corporate Bodies	0	0	0	0	0	0
(d-iii)	Trusts	0	0	0	0	0	0
(d-iv)	Employees	0	0	0	0	0	0
(d-v)	Clearing Members	44255	0	0	44255	0.89	0.89
(d-vi)	Foreign Nationals	0	0	0	0	0	0
(d-vii)	Foreign Portfolio Investor (Individuals)	0	0	0	0	0	0
(d-viii)	Foreign Portfolio Investor (Corporate)	0	0	0	0	0	0
	Sub Total (B)(2)	1749681	0	0	1749681	34.99	34.99
	Total Public Shareholding (B)=(B)(1)+(B)(2)	1749681	0	0	1749681	34.99	34.99
	Total (A)+(B)	5000000	0	0	5000000	100	100
(c)	Shares held by Custodians and against Depository Receipts have been issued						
	1 Shareholding of Promoter and Promoter Group	0	0	0	0	0	0
	2 Public Shareholding	0	0	0	0	0	0
	Grand Total (A)+(B)+(C)	5000000	0	0	5000000	100	100

For Nihar Info Global Limited

Pramod Singh

Managing Director